

Scaled data based on original data using  
LM-79-08 Approved Method: Electrical and Photometric Measurements of Solid-  
State Lighting Products

Test Report Prepared for  
Cooper Lighting Solutions  
(formerly Eaton)

Brand: INVUE

Report Number: P597093

Luminaire Tested: **MSA-SA4A-835-U-5WQ**

Issue Date: 5/27/2021

**Test Information**

Test Method: LM-79-08  
Report Number: P597093  
TEST IS SCALED FROM IESNA LM-79-08 TEST DATA (G2-1910-543-4)  
Test Lab: INNOVATIONS CENTER  
Issue Date: 5/27/2021  
Manufacturer: COOPER LIGHTING SOLUTIONS (FORMERLY EATON)  
Product Line: INVUE  
Catalog Number: MSA-SA4A-835-U-5WQ  
Description: MESA POST TOP DECORATIVE LUMINAIRE. (4) LIGHTSQUARES WITH 16 LEDS EACH AND TYPE V WIDE OPTICS.  
Light Source: -  
Ballast/Driver: ELECTRONIC DRIVER

**Summary**

Lumens per Lamp: N/A  
Luminaire Lumens: 13711 lumens  
Efficiency: N/A  
Efficacy: 106.3 lumens/watt  
Luminous Opening: Rectangular (W 1' x L: 1' x H: 0')  
IES Classification: Type V - Short  
BUG Rating: B4 - U0 - G2

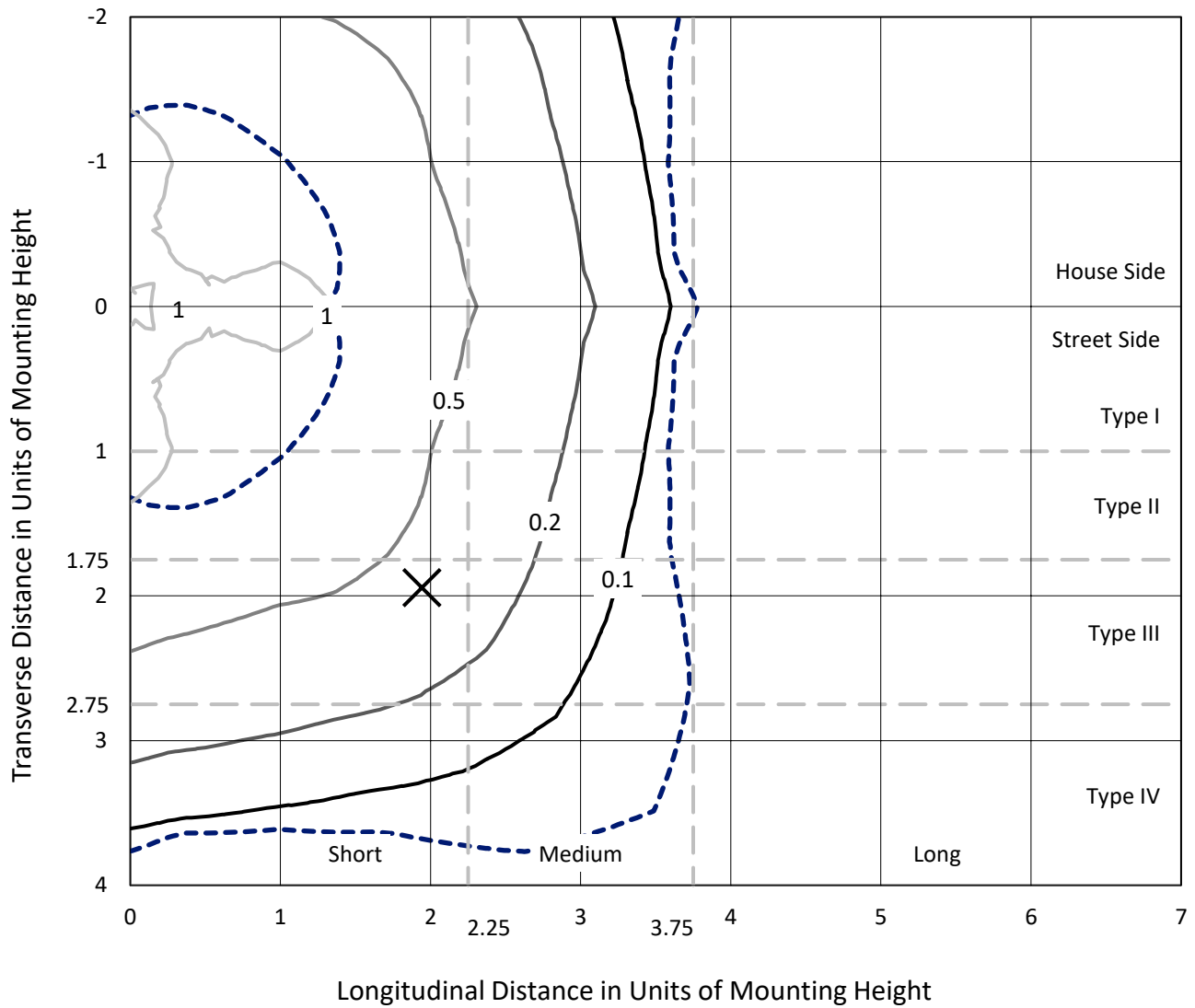
Input Watts (W): 129  
Input Voltage (V): NR  
Input Current (Ain): NR  
Voltage Rise (V): NR  
Power Factor: NR  
Total Harmonic Distortion (THDi): NR  
Frequency (hertz): 60  
Stabilization Time: NR  
Operation Time: NR  
Ambient Temperature (°C): NR  
Test Distance: 28.75 FT



REPORT NUMBER: P597093  
 CATALOG NUMBER: MSA-SA4A-835-U-5WQ

### Iso-Footcandle Lines of Horizontal Illumination

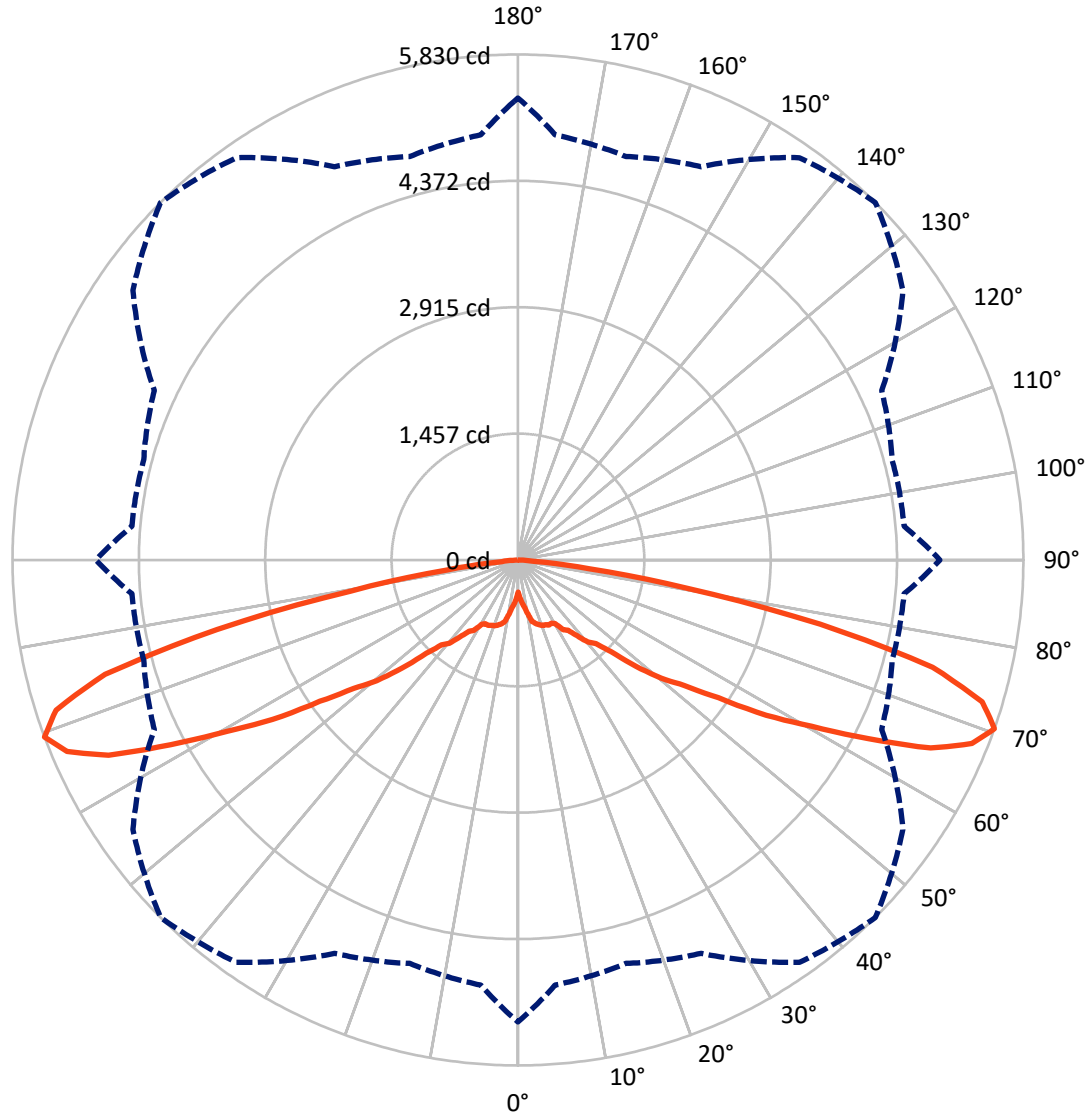
✕ Max cd  
 - - - 1/2 Max cd



Based on 25 foot mounting height. Maximum calculated value = 1.2 fc  
 Type V - Short - N/A

REPORT NUMBER: P597093  
CATALOG NUMBER: MSA-SA4A-835-U-5WQ

### Luminous Intensity Polar Plot



— Vertical Plane Through 45-Deg Lateral      - - - Horizontal Cone Through 70-Deg Vertical

REPORT NUMBER: P597093  
 CATALOG NUMBER: MSA-SA4A-835-U-5WQ

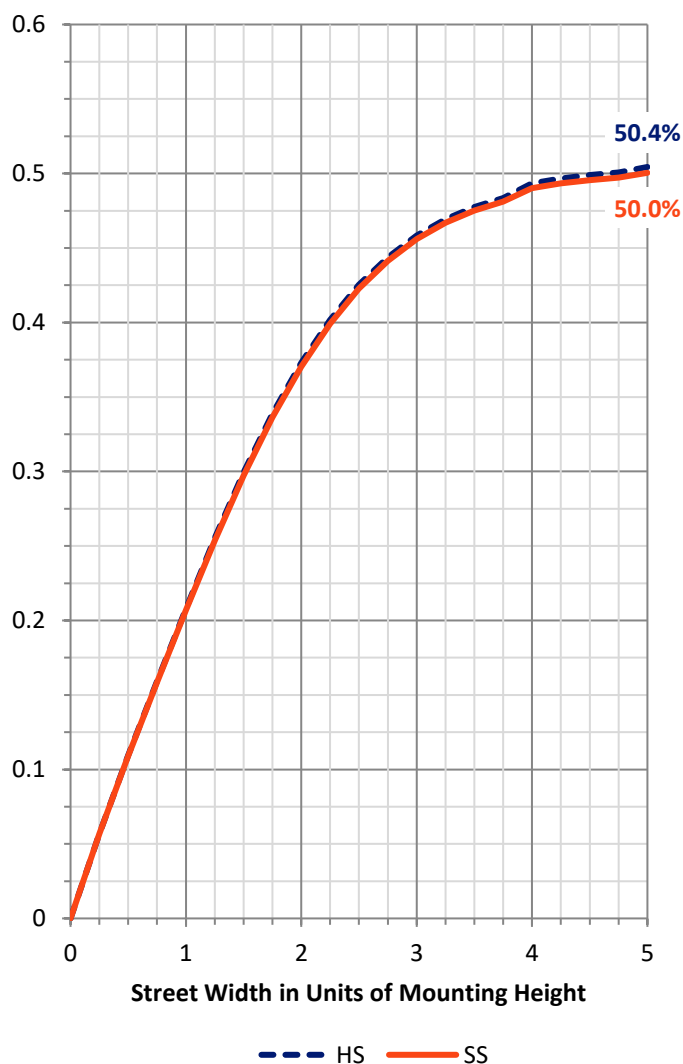
**FLUX DISTRIBUTION:**

		Downward	Upward	Total
<b>House Side</b>	Lumens	6855.5	0.0	6855.5
	% Fixture	50.0	0.0	50.0
<b>Street Side</b>	Lumens	6855.5	0.0	6855.5
	% Fixture	50.0	0.0	50.0
<b>Total</b>	Lumens	13711.0	0.0	13711.0
	% Fixture	100.0	0.0	100.0

**ZONAL LUMENS:**

Zone	Lumens	% Fixture
0°-10°	53.9	0.4
10°-20°	215.8	1.6
20°-30°	408.0	3.0
30°-40°	710.8	5.2
40°-50°	1358.8	9.9
50°-60°	2634.7	19.2
60°-70°	4613.5	33.6
70°-80°	3467.3	25.3
80°-90°	248.1	1.8
90°-100°	0.0	0.0
100°-110°	0.0	0.0
110°-120°	0.0	0.0
120°-130°	0.0	0.0
130°-140°	0.0	0.0
140°-150°	0.0	0.0
150°-160°	0.0	0.0
160°-170°	0.0	0.0
170°-180°	0.0	0.0
0°-90°	13711.0	100.0
0°-180°	13711.0	100.0

**Coefficient of Utilization**



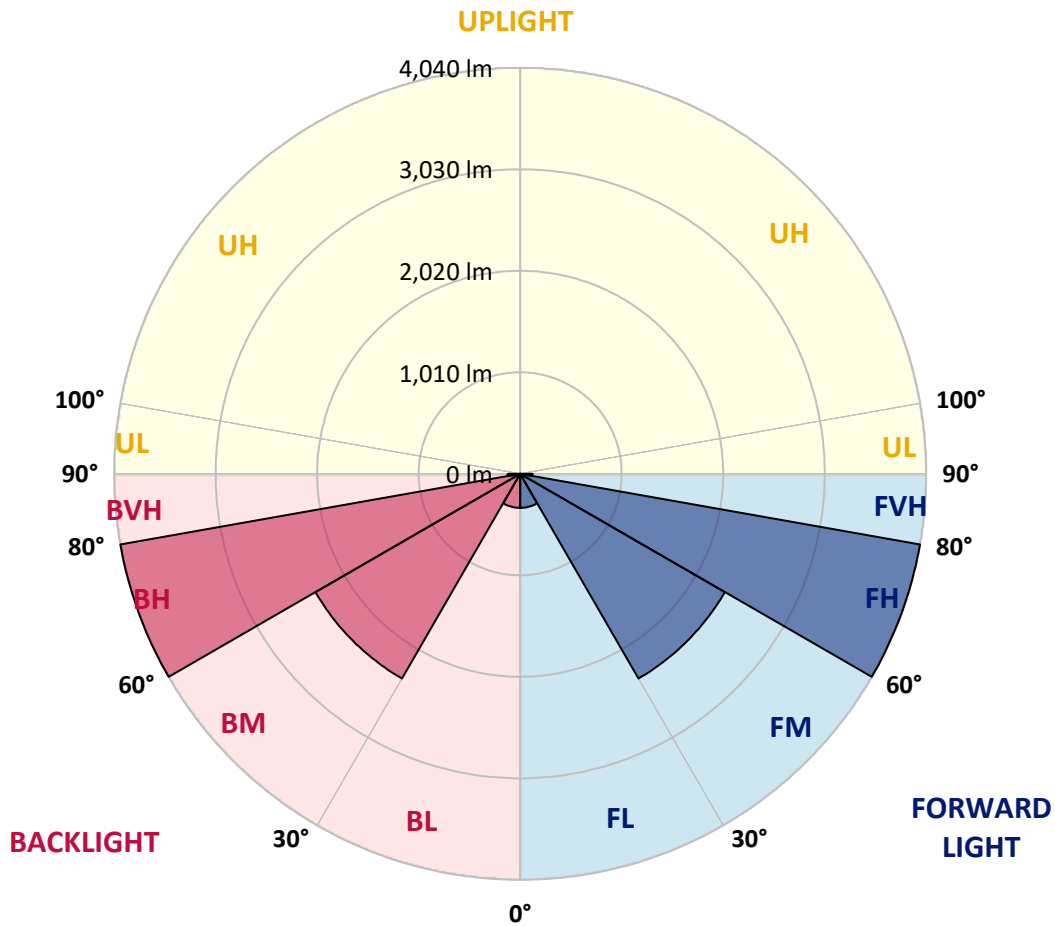
REPORT NUMBER: P597093  
 CATALOG NUMBER: MSA-SA4A-835-U-5WQ

**LUMINAIRE CLASSIFICATION SYSTEM LUMEN TABLE AND BUG RATING:**

Zone	Lumens	% Fixture	Zone Rating/Lumen Limit		
			B	U	G
FL (0°-30°)	338.9	2.5			
FM (30°-60°)	2352.1	17.2			
FH (60°-80°)	4040.4	29.5			G2/5000
FVH (80°-90°)	124.0	0.9			G2/225
BL (0°-30°)	338.9	2.5	B1/500		
BM (30°-60°)	2352.1	17.2	B2/2500		
BH (60°-80°)	4040.4	29.5	B4/5000		G2/5000
BVH (80°-90°)	124.0	0.9			G2/225
UL (90°-100°)	0.0	0.0		U0/0	
UH (100°-180°)	0.0	0.0		U0/0	

**BUG Rating: B4-U0-G2**

Type V Short





REPORT NUMBER: P597093  
 CATALOG NUMBER: MSA-SA4A-835-U-5WQ

**CANDELA DISTRIBUTION (FULL):**

	0°	5°	15°	25°	35°	45°	55°	65°	75°	85°	90°
0°	370.7	370.7	370.7	370.7	370.7	370.7	370.7	370.7	370.7	370.7	370.7
2.5°	451.1	444.1	422.3	423.4	433.5	434.6	435.6	422.3	419.1	446.3	447.9
5°	572.9	556.9	540.9	534.6	525.0	498.4	527.6	530.8	537.2	558.0	567.5
7.5°	654.2	634.6	612.8	599.5	573.4	551.6	575.5	595.2	608.0	631.4	644.7
10°	669.7	658.0	656.9	633.5	628.7	636.7	635.1	635.6	654.8	655.3	663.3
12.5°	718.1	726.6	710.1	702.1	706.9	726.6	710.6	703.7	708.5	730.3	721.3
15°	781.4	791.5	766.5	753.7	740.9	759.6	743.1	755.3	770.7	786.7	778.7
17.5°	851.6	852.1	818.1	770.7	781.9	784.6	778.7	768.6	812.7	851.0	847.3
20°	889.9	889.3	830.8	766.5	799.4	805.3	800.0	765.4	831.9	884.6	883.0
22.5°	929.2	917.5	847.3	795.2	807.4	812.2	800.0	796.8	847.3	920.7	920.2
25°	950.5	960.6	883.5	851.0	840.9	829.8	840.4	845.7	894.1	965.9	945.2
27.5°	1017.0	1000.5	894.1	890.9	869.7	825.5	862.2	888.3	890.9	1006.9	1028.2
30°	1077.1	1083.5	942.0	946.8	908.0	852.1	909.0	950.5	958.5	1084.5	1082.4
32.5°	1140.9	1143.6	1027.1	977.6	961.1	959.0	937.2	973.4	1036.1	1137.2	1141.5
35°	1237.7	1259.5	1103.2	1036.7	1015.9	994.7	1013.8	1046.3	1104.8	1256.4	1245.7
37.5°	1459.5	1425.0	1268.6	1130.8	1117.0	1108.5	1123.9	1147.3	1267.0	1428.7	1478.2
40°	1614.3	1597.8	1385.1	1286.7	1199.4	1245.2	1209.0	1299.4	1398.4	1598.9	1630.8
42.5°	1854.2	1780.8	1562.2	1440.4	1350.0	1317.5	1337.7	1455.8	1581.9	1805.3	1868.0
45°	2084.5	1971.2	1784.0	1676.6	1539.3	1505.3	1532.4	1671.2	1817.0	1993.6	2104.2
47.5°	2319.6	2202.6	1996.8	1841.4	1729.2	1830.8	1742.0	1873.9	2019.1	2224.4	2322.8
50°	2563.8	2434.0	2230.8	2061.7	2052.1	2142.0	2035.6	2103.1	2237.7	2450.5	2566.4
52.5°	2844.1	2704.2	2501.0	2386.6	2409.0	2403.1	2381.9	2369.6	2502.1	2711.1	2848.9
55°	3177.6	3026.5	2864.3	2811.6	2873.3	2806.8	2838.2	2834.0	2853.1	3002.6	3163.8
57.5°	3580.8	3410.0	3247.3	3235.6	3314.8	3377.6	3321.7	3241.4	3207.9	3353.1	3537.7
60°	4088.7	3879.2	3700.4	3663.7	3889.8	3889.3	3838.7	3659.0	3646.2	3810.5	4032.9
62.5°	4649.9	4394.6	4199.4	4140.9	4495.1	4535.0	4377.6	4055.2	4121.2	4253.6	4517.4
65°	5126.5	4819.6	4637.7	4621.7	5054.7	5230.7	4882.9	4441.9	4463.2	4573.3	4858.9
67.5°	5437.1	5067.4	4922.8	4999.9	5538.2	5648.3	5324.9	4700.4	4624.9	4670.6	5012.1
70°	5328.1	4921.7	4817.4	5004.7	5663.2	5829.6	5420.1	4628.1	4467.4	4469.6	4866.4
72.5°	4502.0	4115.3	4164.8	4508.4	5367.4	5600.9	4979.7	4180.2	3851.5	3843.5	4203.6
75°	2977.1	2718.5	2913.8	3449.4	4462.1	4939.8	4126.0	3276.5	2864.3	2730.3	3008.4
77.5°	1302.1	1269.1	1433.5	2038.8	3041.9	3560.0	2955.8	2140.4	1557.9	1295.7	1415.4
80°	348.9	341.5	428.7	773.4	1480.8	1960.6	1599.4	853.7	445.7	324.5	344.1
82.5°	127.1	130.3	159.0	216.5	487.8	825.5	531.4	249.5	168.6	138.3	138.3
85°	55.3	53.7	77.1	86.7	133.0	186.7	152.7	105.8	85.1	63.8	61.2
87.5°	14.9	18.6	26.1	27.1	34.6	28.2	40.4	37.2	31.9	22.3	18.1
90°	0.0	0.0	0.0	0.0	0.0	0.0	0.0	0.0	0.0	0.0	0.0

(END OF REPORT)